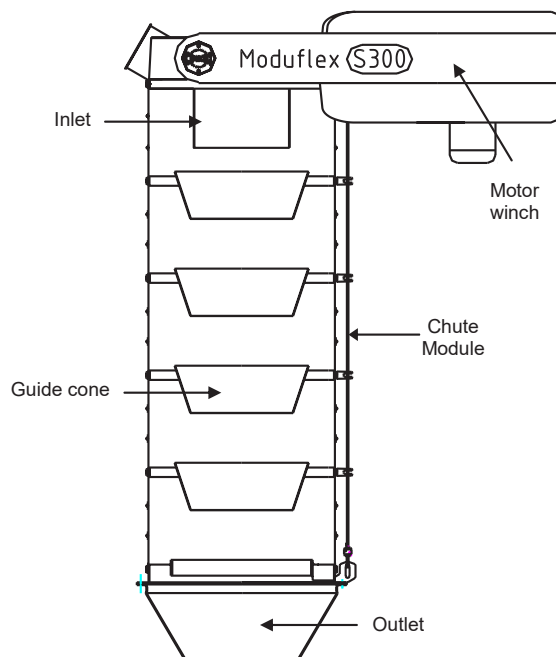


MODUFLEX LOADING CHUTE S300

GENERAL

Brand	Cimbria
Designation	Moduflex Loading Chute
Model	S300
Use	Designed for dust-free out-loading of dry bulk material.



Technical Information - S300

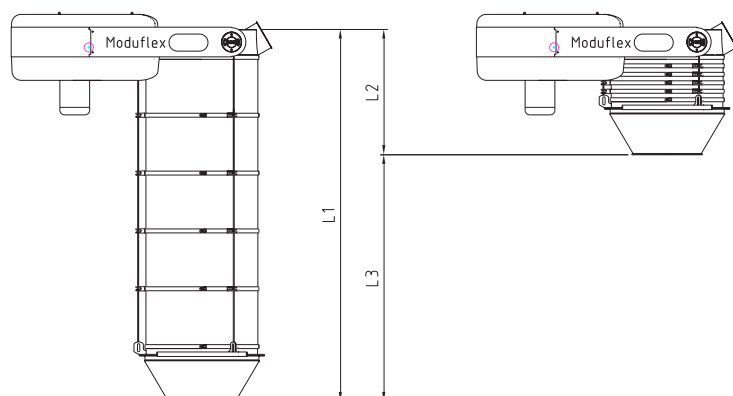
Inlet	Cylindrical Inlet tube in 2 mm steel. Fitting Ø300 PN10 flange (DIN 2576B). Mounted with 12 off M20 bolts. Exhaust connection Ø150, optionally with automatic closing function.
Chute modules	Type Y - Standard: Yellow. PVC/Polyester. Ø600mm/H=300mm. Temperature -35°C - +70°C Type M - Food Grade: Light Grey. PVC/Polyester. Ø600mm/H=300mm. Temperature -30°C - +70°C Type W - Special: Misc. PVC/Polyester. Ø600mm/H=300mm. Temperature -35°C - +70°C Type B - Heavy Duty: Black. Synthetic rubber. Ø600mm/H=300mm. Temperature -40°C - +130°C Type G - Extreme temperature: Grey. Teflon/Fiber glass. Ø600mm/H=300mm. Temperature -35°C - +260°C Type R - High temperature: Red. Polyester and fiber/silicone rubber. Ø600/H300mm. Temp. -40°C - +150°C (peak +220°C) Type Z - Low temperature: Green. PVC/PU. Ø600mm/H300mm. Temperature -60° C - +70° C Connection ring in stainless steel Aisi 304, c/w 3 off wire guides in nylon.
Guide cones	Type O - Support ring. Steel, H=30mm Type U - Ultramid. Polyamide 6.6. H=150mm, pt=6mm. Type J - Steel Standard. Steel, H=150mm, pt=2mm.
Outlet	Type T - Tank Outlet with steel cone for loading in tanker truck. Type F - Flat Outlet with dust skirt for loading in open truck. Type M - Multi Outlet with steel cone and dust skirt for loading in tanker truck and open truck.
Motor winch	Motor 0.55 -2.2 kW, 1400 rpm. Gear box ratio 100:1. Tight and slack wire indication. External 3-point wire hoist system with high precision ball bearings and 3 off winch discs vertically fitted. Hoist wires Ø5mm available in steel, stainless steel Aisi316 or Long Life steel quality. Self-lubricating wire rollers in Ertalite TX, alternatively steel/stainless steel with bronze bearing
General info	Max. loading capacity approx. 250 m ³ /hour. Recommended connecting value for aspiration 1200 m ³ /hour 100 Pa. Metal parts available in painted steel st. 37 or stainless steel Aisi 304. Other steel qualities on demand. Surface treatment St. 37: Iron phosphating, 80 micron coating RAL 9010 pure white. Surface treatment Aisi 304: Acid-washed without any further treatment Motor winch covers in ABS - RAL 6005 dark green. Available with full approval and certificates for location in ATEX zone 21 and 22 (zone 20 inside the chute)

Accessories for Loading Chute S300, please see separate Data Sheet

MODUFLEX LOADING CHUTE

S300

S300																		
M	Outlet type TS			Steel/support ring			Outlet type FS			Steel/support ring			Outlet type MS			Steel/support ring		
	Ultramid	Ultramid	Ultramid	Ultramid	Ultramid	Ultramid	Ultramid	Ultramid	Ultramid	Ultramid	Ultramid	Ultramid	Ultramid	Ultramid	Ultramid	Ultramid	Ultramid	Ultramid
	L1	L2	L3	L1	L2	L3	L1	L2	L3	L1	L2	L3	L1	L2	L3	L1	L2	L3
1	747	485	262	747	485	262	762	500	262	762	500	262						
2	1 054	521	533	1 054	530	524	1 069	536	533	1 069	545	524						
3	1 361	557	804	1 361	575	786	1 376	572	804	1 376	590	786						
4	1 668	593	1 075	1 668	620	1 048	1 683	608	1 075	1 683	635	1 048						
5	1 975	629	1 346	1 975	665	1 310	1 990	644	1 346	1 990	680	1 310						
6	2 282	665	1 617	2 282	710	1 572	2 297	680	1 617	2 297	725	1 572	2 582	965	1 617	2 582	1 010	1 572
7	2 589	701	1 888	2 589	755	1 834	2 604	716	1 888	2 604	770	1 834	2 889	1 001	1 888	2 889	1 055	1 834
8	2 896	737	2 159	2 896	800	2 096	2 911	752	2 159	2 911	815	2 096	3 196	1 037	2 159	3 196	1 100	2 096
9	3 203	773	2 430	3 203	845	2 358	3 218	788	2 430	3 218	860	2 358	3 503	1 073	2 430	3 503	1 145	2 358
10	3 510	809	2 701	3 510	890	2 620	3 525	824	2 701	3 525	905	2 620	3 810	1 109	2 701	3 810	1 190	2 620
11	3 817	845	2 972	3 817	935	2 882	3 832	860	2 972	3 832	950	2 882	4 117	1 145	2 972	4 117	1 235	2 882
12	4 124	881	3 243	4 124	980	3 144	4 139	896	3 243	4 139	995	3 144	4 424	1 181	3 243	4 424	1 280	3 144
13	4 431	917	3 514	4 431	1 025	3 406	4 446	932	3 514	4 446	1 040	3 406	4 731	1 217	3 514	4 731	1 325	3 406
14	4 738	953	3 785	4 738	1 070	3 668	4 753	968	3 785	4 753	1 085	3 668	5 038	1 253	3 785	5 038	1 370	3 668
15	5 045	989	4 056	5 045	1 115	3 930	5 060	1 004	4 056	5 060	1 130	3 930	5 345	1 289	4 056	5 345	1 415	3 930
16	5 352	1 025	4 327	5 352	1 160	4 192	5 367	1 040	4 327	5 367	1 175	4 192	5 652	1 325	4 327	5 652	1 460	4 192
17	5 659	1 061	4 598	5 659	1 205	4 454	5 674	1 076	4 598	5 674	1 220	4 454	5 959	1 361	4 598	5 959	1 505	4 454
18	5 966	1 097	4 869	5 966	1 250	4 716	5 981	1 112	4 869	5 981	1 265	4 716	6 266	1 397	4 869	6 266	1 550	4 716
19	6 273	1 133	5 140	6 273	1 295	4 978	6 288	1 148	5 140	6 288	1 310	4 978	6 573	1 433	5 140	6 573	1 595	4 978
20	6 580	1 169	5 411	6 580	1 340	5 240	6 595	1 184	5 411	6 595	1 355	5 240	6 880	1 469	5 411	6 880	1 640	5 240
21	6 887	1 205	5 682	6 887	1 385	5 502	6 902	1 220	5 682	6 902	1 400	5 502	7 187	1 505	5 682	7 187	1 685	5 502
22	7 194	1 241	5 953	7 194	1 430	5 764	7 209	1 256	5 953	7 209	1 445	5 764	7 494	1 541	5 953	7 494	1 730	5 764
23	7 501	1 277	6 224	7 501	1 475	6 026	7 516	1 292	6 224	7 516	1 490	6 026	7 801	1 577	6 224	7 801	1 775	6 026
24	7 808	1 313	6 495	7 808	1 520	6 288	7 823	1 328	6 495	7 823	1 535	6 288	8 108	1 613	6 495	8 108	1 820	6 288
25	8 115	1 349	6 766	8 115	1 565	6 550	8 130	1 364	6 766	8 130	1 580	6 550	8 415	1 649	6 766	8 415	1 865	6 550
26	8 422	1 385	7 037	8 422	1 610	6 812	8 437	1 400	7 037	8 437	1 625	6 812	8 722	1 685	7 037	8 722	1 910	6 812
27	8 729	1 421	7 308	8 729	1 655	7 074	8 744	1 436	7 308	8 744	1 670	7 074	9 029	1 721	7 308	9 029	1 955	7 074
28	9 036	1 457	7 579	9 036	1 700	7 336	9 051	1 472	7 579	9 051	1 715	7 336	9 336	1 757	7 579	9 336	2 000	7 336
29	9 343	1 493	7 850	9 343	1 745	7 598	9 358	1 508	7 850	9 358	1 760	7 598	9 643	1 793	7 850	9 643	2 045	7 598
30	9 650	1 529	8 121	9 650	1 790	7 860	9 665	1 544	8 121	9 665	1 805	7 860	9 950	1 829	8 121	9 950	2 090	7 860
31	9 957	1 565	8 392	9 957	1 835	8 122	9 972	1 580	8 392	9 972	1 850	8 122	10 257	1 865	8 392	10 257	2 135	8 122
32	10 264	1 601	8 663	10 264	1 880	8 384	10 279	1 616	8 663	10 279	1 895	8 384	10 564	1 901	8 663	10 564	2 180	8 384
33	10 571	1 637	8 934	10 571	1 925	8 646	10 586	1 652	8 934	10 586	1 940	8 646	10 871	1 937	8 934	10 871	2 225	8 646
34	10 878	1 673	9 205	10 878	1 970	8 908	10 893	1 688	9 205	10 893	1 985	8 908	11 178	1 973	9 205	11 178	2 270	8 908
35	11 185	1 709	9 476	11 185	2 015	9 170	11 200	1 724	9 476	11 200	2 030	9 170	11 485	2 009	9 476	11 485	2 315	9 170



MODUFLEX LOADING CHUTE

S300

S300 with FlexClose no indicator

Cone		Ultramid			Steel/support ring		
Indicator		None			None		
M	LC	L1	L2	L3	L1	L2	L3
2	1 138	1 408	880	528	1 408	889	519
3	1 445	1 715	916	799	1 715	934	781
4	1 752	2 022	952	1 070	2 022	979	1 043
5	2 059	2 329	988	1 341	2 329	1 024	1 305
6	2 366	2 636	1 024	1 612	2 636	1 069	1 567
7	2 673	2 943	1 060	1 883	2 943	1 114	1 829
8	2 980	3 250	1 096	2 154	3 250	1 159	2 091
9	3 287	3 557	1 132	2 425	3 557	1 204	2 353
10	3 594	3 864	1 168	2 696	3 864	1 249	2 615

S300 with FlexClose and FlexSeal no indicator

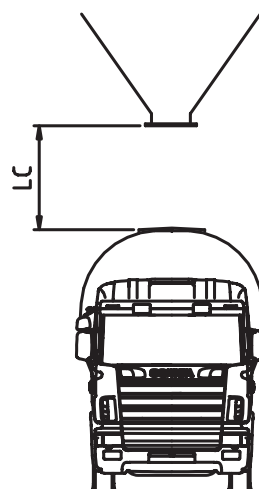
Cone		Ultramid			Steel/support ring		
Indicator		None			None		
M	LC	L1	L2	L3	L1	L2	L3
2	1 138	1 408	910	498	1 408	919	489
3	1 445	1 715	946	769	1 715	964	751
4	1 752	2 022	982	1 040	2 022	1 009	1 013
5	2 059	2 329	1 018	1 311	2 329	1 054	1 275
6	2 366	2 636	1 054	1 582	2 636	1 099	1 537
7	2 673	2 943	1 090	1 853	2 943	1 144	1 799
8	2 980	3 250	1 126	2 124	3 250	1 189	2 061
9	3 287	3 557	1 162	2 395	3 557	1 234	2 323
10	3 594	3 864	1 198	2 666	3 864	1 279	2 585

S300 with Flexclose - with/without FlexSeal + indicator

Cone		Ultramid			Steel/support ring			Ultramid			Steel/support ring		
Indicator		Rotating/Capacitive			Rotating/Capacitive			Vibration rod			Vibration rod		
M	LC	L1	L2	L3	L1	L2	L3	L1	L2	L3	L1	L2	L3
2	1 138	1 568	1 040	528	1 568	1 049	519	1 638	1 110	528	1 638	1 119	519
3	1 445	1 875	1 076	799	1 875	1 094	781	1 945	1 146	799	1 945	1 164	781
4	1 752	2 182	1 112	1 070	2 182	1 139	1 043	2 252	1 182	1 070	2 252	1 209	1 043
5	2 059	2 489	1 148	1 341	2 489	1 184	1 305	2 559	1 218	1 341	2 559	1 254	1 305
6	2 366	2 796	1 184	1 612	2 796	1 229	1 567	2 866	1 254	1 612	2 866	1 299	1 567
7	2 673	3 103	1 220	1 883	3 103	1 274	1 829	3 173	1 290	1 883	3 173	1 344	1 829
8	2 980	3 410	1 256	2 154	3 410	1 319	2 091	3 480	1 326	2 154	3 480	1 389	2 091
9	3 287	3 717	1 292	2 425	3 717	1 364	2 353	3 787	1 362	2 425	3 787	1 434	2 353
10	3 594	4 024	1 328	2 696	4 024	1 409	2 615	4 094	1 398	2 696	4 094	1 479	2 615

S300 with Flexfill

Cone		Ultramid			Steel/support ring		
M	LC	L1	L2	L3	L1	L2	L3
3	1 635	1 939	1 135	804	1 939	1 153	786
4	1 942	2 246	1 171	1 075	2 246	1 198	1 048
5	2 249	2 553	1 207	1 346	2 553	1 243	1 310
6	2 556	2 860	1 243	1 617	2 860	1 288	1 572
7	2 863	3 167	1 279	1 888	3 167	1 333	1 834
8	3 170	3 474	1 315	2 159	3 474	1 378	2 096
9	3 477	3 781	1 351	2 430	3 781	1 423	2 358
10	3 784	4 088	1 387	2 701	4 088	1 468	2 620



LC measure to be used when the loading chute is fitted with FlexClose or FlexFill.